



Second St. Luke's Congregational Survey on Reopening:

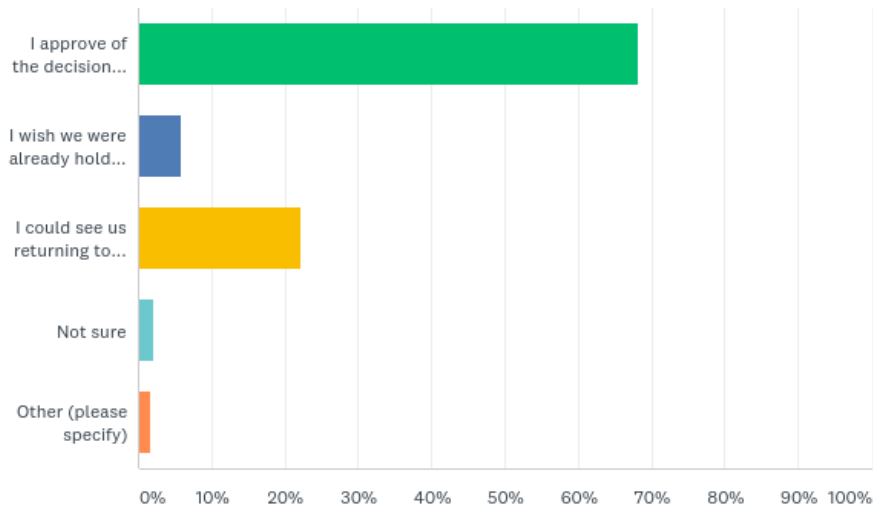
Thursday, July 23, 2020

1186

Total Responses

What are your feelings regarding our decision (announced on July 12) to pause our return to in-person worship?

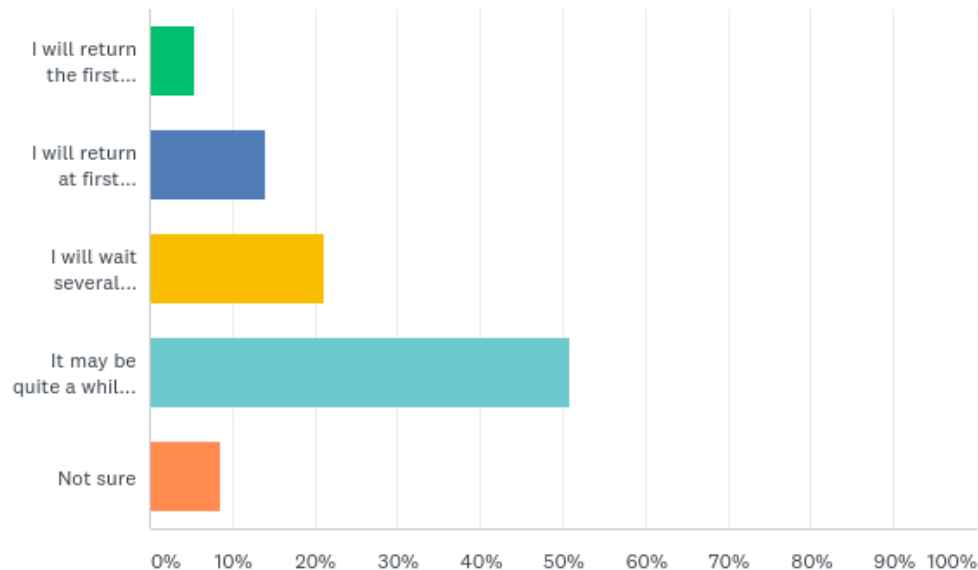
Answered: 1,176 Skipped: 10



ANSWER CHOICES	RESPONSES
I approve of the decision to pause	68.20% 802
I wish we were already holding in-person services	5.95% 70
I could see us returning to in-person worship in this calendar year but feel that things are currently too uncertain to declare a time	22.11% 260
Not sure	2.04% 24
Other (please specify)	1.70% 20
TOTAL	1,176

Given the recent rise in cases of COVID-19, while at the same time being allowed in Indianapolis for churches to resume in-person worship, what best describes how you feel about returning to St. Luke's?

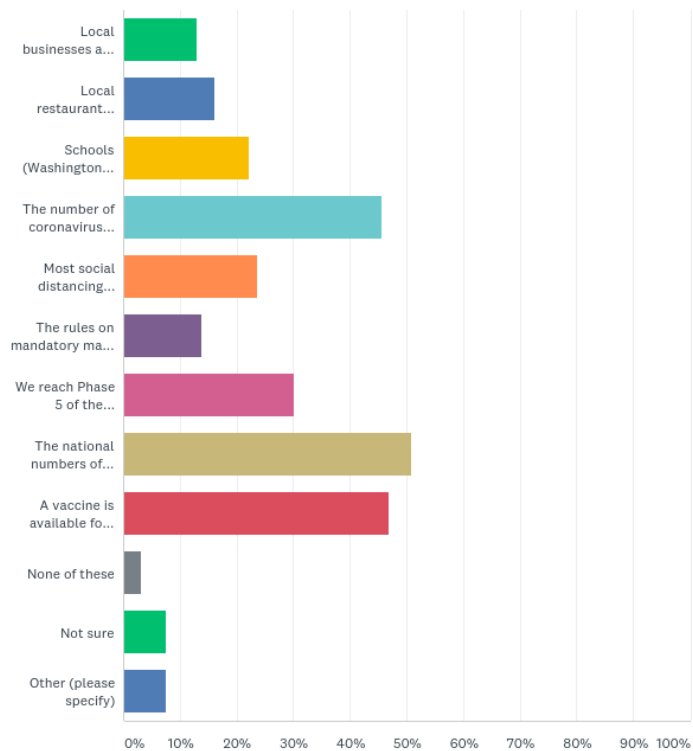
Answered: 1,178 Skipped: 8



ANSWER CHOICES	RESPONSES
I will return the first opportunity we have	5.43% 64
I will return at first opportunity but with some concerns and precautions	13.92% 164
I will wait several additional weeks before I attend	21.22% 250
It may be quite a while before I return	50.93% 600
Not sure	8.49% 100
TOTAL	1,178

What other indicators would you want to see before you return to attend a worship service at St. Luke's? Select all that apply.

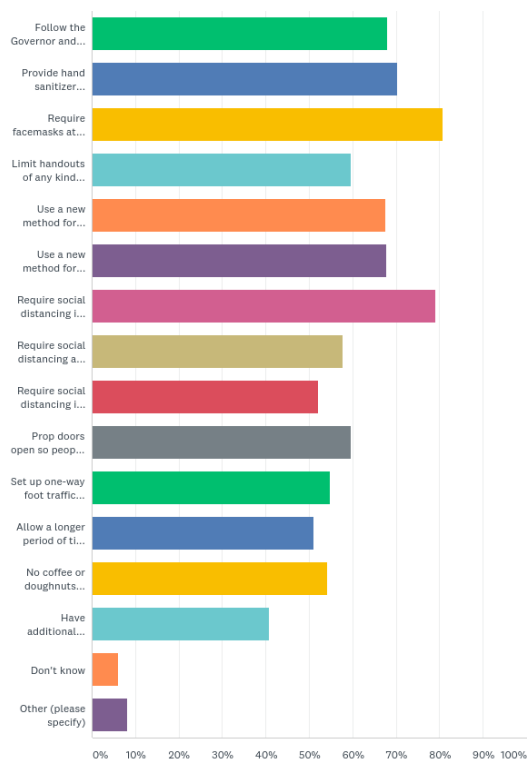
Answered: 1,182 Skipped: 4



ANSWER CHOICES	RESPONSES
Local businesses are open again	12.94% 153
Local restaurant indoor seating areas are open again	16.16% 191
Schools (Washington Township/Carmel) re-open for in person learning	22.25% 263
The number of coronavirus cases near me is very small	45.52% 538
Most social distancing recommendations have been lifted	23.60% 279
The rules on mandatory masks have been lifted	13.71% 162
We reach Phase 5 of the Governor's Reopening Plan (Full capacity at restaurants, malls etc. and the resumption of sporting events and indoor concerts)	30.12% 356
The national numbers of COVID-19 cases are on the decline	50.85% 601
A vaccine is available for COVID-19	46.87% 554
None of these	3.05% 36
Not sure	7.45% 88
Other (please specify)	7.53% 89
Total Respondents: 1,182	

What precautions, do you expect our church to take for you to return to worship gatherings? Select all that apply.

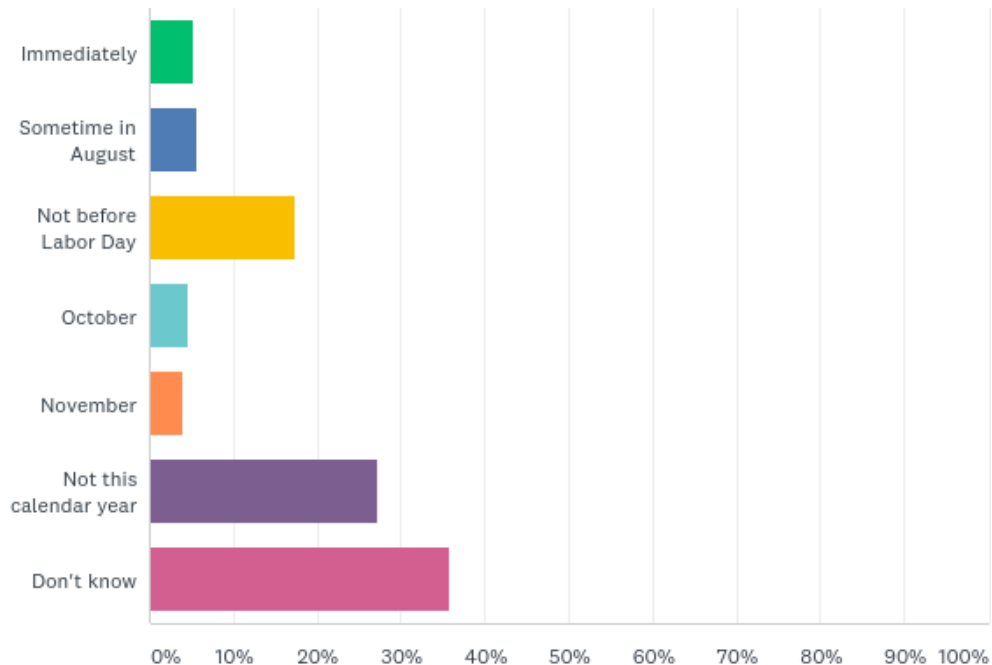
Answered: 1,181 Skipped: 5



ANSWER CHOICES	RESPONSES
Follow the Governor and CDC recommendation that gathering over 250 people maintain social distancing	68.08% 804
Provide hand sanitizer stations	70.36% 831
Require facemasks at all times when in the building	80.69% 953
Limit handouts of any kind (bulletins, etc.)	59.61% 704
Use a new method for distributing the Communion elements	67.49% 797
Use a new method for collecting the offering and taking attendance	67.82% 801
Require social distancing in worship seating	79.17% 935
Require social distancing as people move around the building	57.75% 682
Require social distancing in small group seating	52.07% 615
Prop doors open so people do not have to touch handles	59.53% 703
Set up one-way foot traffic entering and exiting the building	54.78% 647
Allow a longer period of time between worship service hours	51.06% 603
No coffee or doughnuts offered	54.11% 639
Have additional precautions in children's areas (may include temperature checks etc.)	40.73% 481
Don't know	6.10% 72
Other (please specify)	8.21% 97
Total Respondents: 1,181	

Given your current understanding, when do you predict you might feel comfortable attending in-person worship?

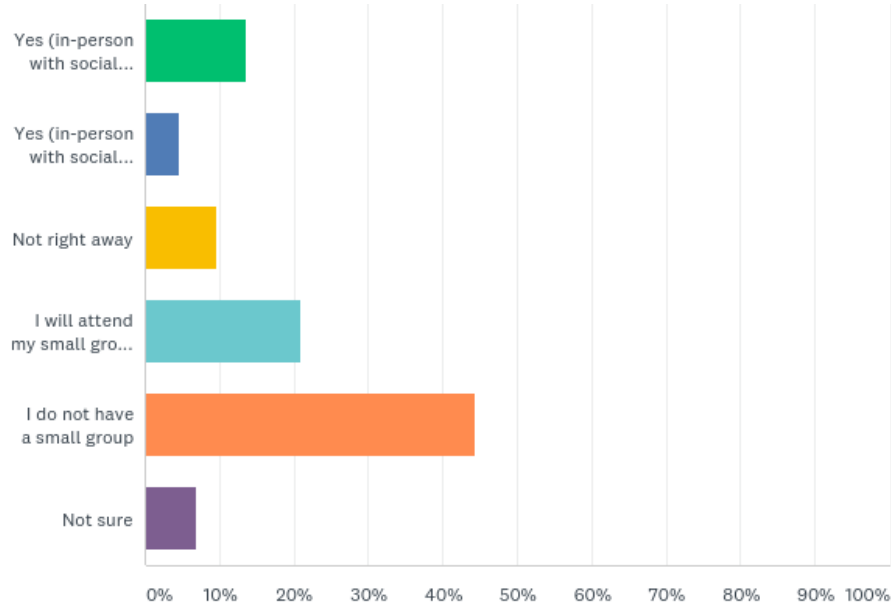
Answered: 1,180 Skipped: 6



ANSWER CHOICES	PERCENTAGE	RESPONSES
Immediately	5.25%	62
Sometime in August	5.59%	66
Not before Labor Day	17.46%	206
October	4.66%	55
November	4.07%	48
Not this calendar year	27.12%	320
Don't know	35.85%	423
TOTAL		1,180

Would you be willing to attend your small group/class where it typically meets?

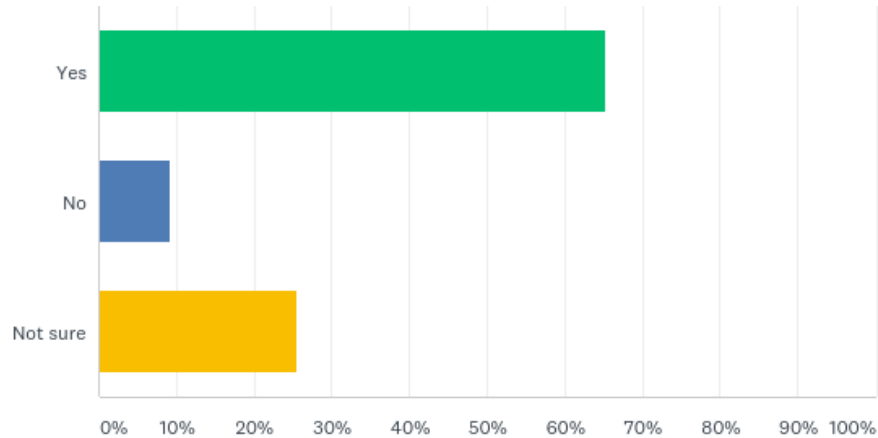
Answered: 1,173 Skipped: 13



ANSWER CHOICES	PERCENTAGE	RESPONSES
Yes (in-person with social distancing) at St. Luke's	13.55%	159
Yes (in-person with social distancing) at someone's home	4.69%	55
Not right away	9.72%	114
I will attend my small group if it meets via Zoom (online)	20.89%	245
I do not have a small group	44.33%	520
Not sure	6.82%	80
TOTAL		1,173

Would you be willing to attend a worship service at a different time than you typically attend to allow people to be more spread out in our worship spaces?

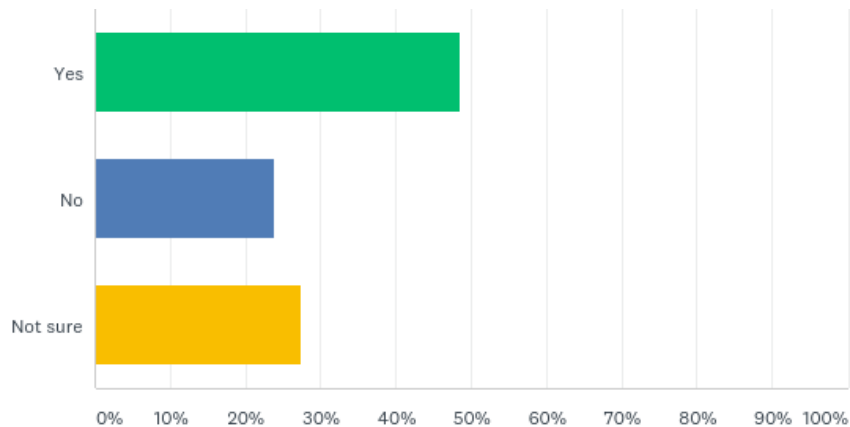
Answered: 1,180 Skipped: 6



ANSWER CHOICES	RESPONSES
Yes	65.34% 771
No	9.24% 109
Not sure	25.42% 300
TOTAL	1,180

Would you be willing to attend a worship service in an overflow room (Great Hall or Fellowship Hall) to ensure people are spread out?

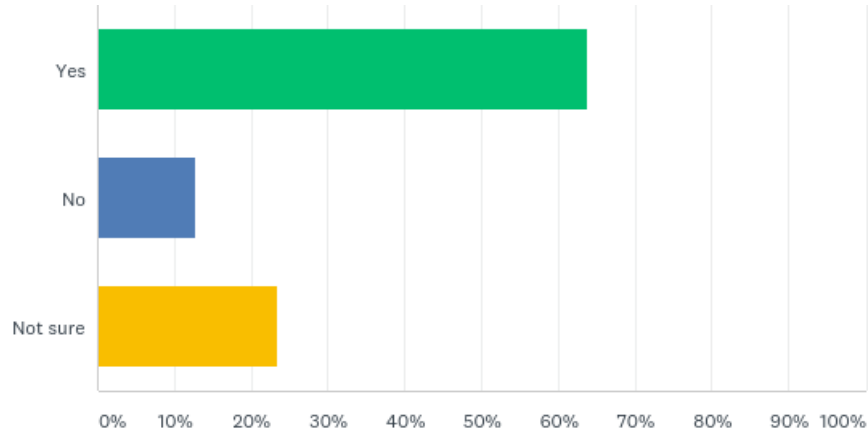
Answered: 1,176 Skipped: 10



ANSWER CHOICES	RESPONSES
Yes	48.64% 572
No	23.89% 281
Not sure	27.47% 323
TOTAL	1,176

If we needed to have a reservation system to allow for contact tracing and to manage social distancing requirements, would you be willing to reserve a place in advance online?

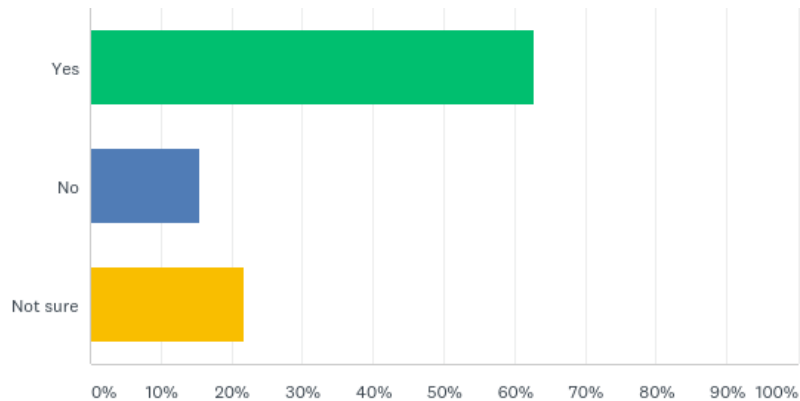
Answered: 1,176 Skipped: 10



ANSWER CHOICES	RESPONSES
Yes	63.86% 751
No	12.67% 149
Not sure	23.47% 276
TOTAL	1,176

Would you be willing to attend an outdoor worship service (in our parking lot or at another location) that would allow for social distancing?

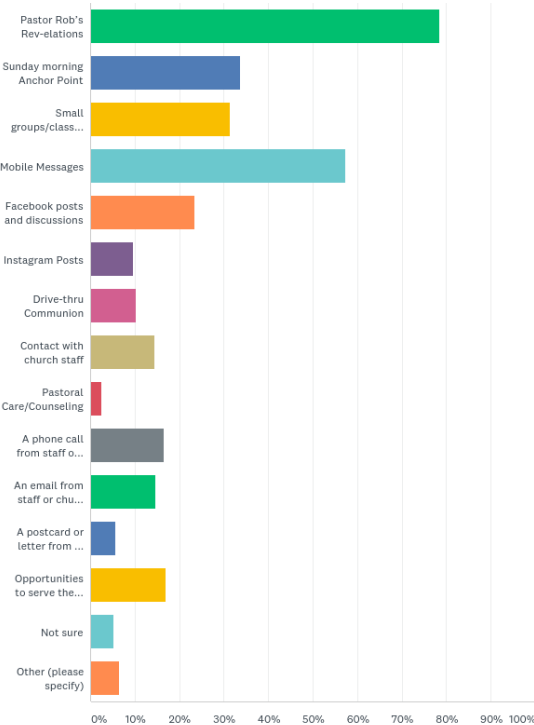
Answered: 1,179 Skipped: 7



ANSWER CHOICES	RESPONSES
Yes	62.77% 740
No	15.44% 182
Not sure	21.80% 257
TOTAL	1,179

Beyond online worship services, which of the following have helped you feel connected to St. Luke’s while we are not able to meet in-person? Select all that apply.

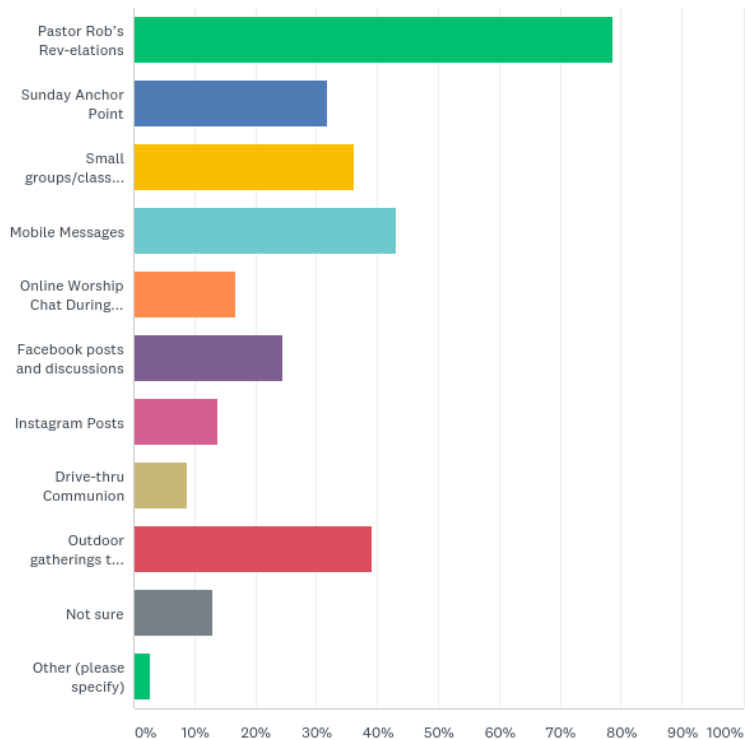
Answered: 1,174 Skipped: 12



ANSWER CHOICES	RESPONSES
Pastor Rob's Rev-elations	78.45% 921
Sunday morning Anchor Point	33.73% 396
Small groups/classes that meet online (via Zoom)	31.43% 369
Mobile Messages	57.24% 672
Facebook posts and discussions	23.51% 276
Instagram Posts	9.71% 114
Drive-thru Communion	10.22% 120
Contact with church staff	14.40% 169
Pastoral Care/Counseling	2.47% 29
A phone call from staff or church members	16.52% 194
An email from staff or church member	14.57% 171
A postcard or letter from the church	5.71% 67
Opportunities to serve the community	16.87% 198
Not sure	5.28% 62
Other (please specify)	6.47% 76
Total Respondents: 1,174	

Once we return to in-person worship, which of the following do you recommend that St. Luke's continue? Select all that apply.

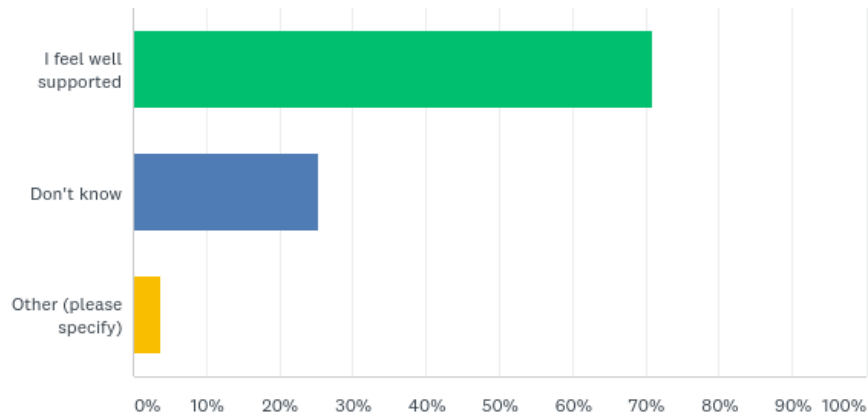
Answered: 1,176 Skipped: 10



ANSWER CHOICES	RESPONSES
Pastor Rob's Rev-elations	78.57% 924
Sunday Anchor Point	31.80% 374
Small groups/classes that meet online (via Zoom)	36.22% 426
Mobile Messages	43.20% 508
Online Worship Chat During Services	16.67% 196
Facebook posts and discussions	24.49% 288
Instagram Posts	13.78% 162
Drive-thru Communion	8.84% 104
Outdoor gatherings that allow for community and social distancing	39.12% 460
Not sure	13.01% 153
Other (please specify)	2.72% 32
Total Respondents: 1,176	

What other ways could St. Luke's support you and your growth in faith during this time?

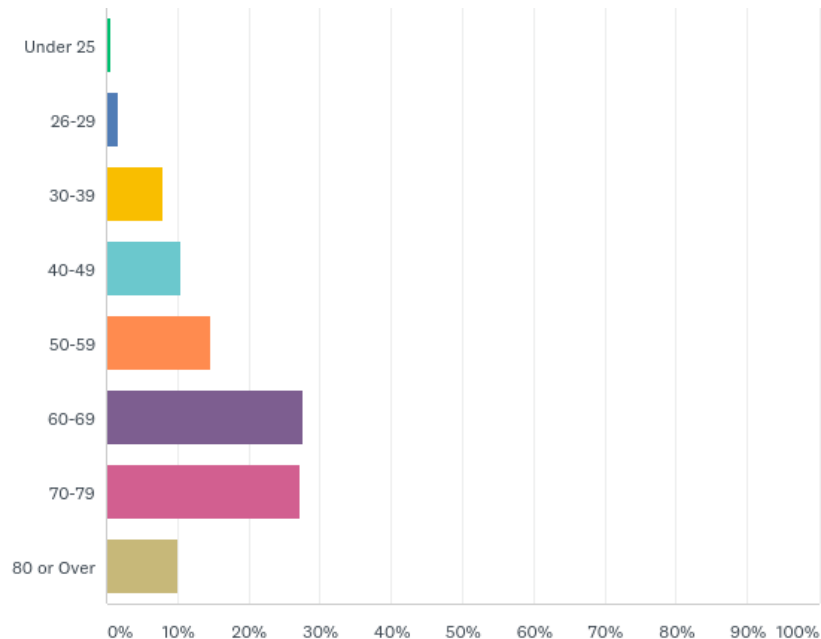
Answered: 1,167 Skipped: 19



ANSWER CHOICES	RESPONSES
I feel well supported	70.95% 828
Don't know	25.36% 296
Other (please specify)	3.68% 43
TOTAL	1,167

What is your age?

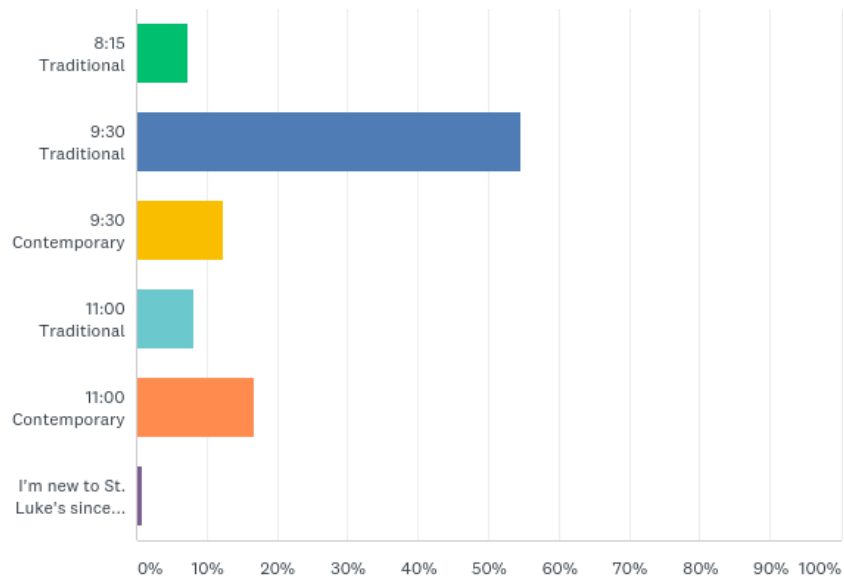
Answered: 1,180 Skipped: 6



ANSWER CHOICES	RESPONSES
Under 25	0.68% 8
26-29	1.61% 19
30-39	7.88% 93
40-49	10.42% 123
50-59	14.75% 174
60-69	27.54% 325
70-79	27.12% 320
80 or Over	10.00% 118
TOTAL	1,180

Prior to moving to online services only, which service did you most frequently attend?

Answered: 1,176 Skipped: 10



ANSWER CHOICES	RESPONSES	
8:15 Traditional	7.31%	86
9:30 Traditional	54.51%	641
9:30 Contemporary	12.33%	145
11:00 Traditional	8.25%	97
11:00 Contemporary	16.75%	197
I'm new to St. Luke's since March 15, 2020.	0.85%	10
TOTAL		1,176

Age Group Comparisons on Returning to Church Questions

Those 80 and over are the most optimistic about returning to church, but agree there is still too much uncertainty.

	30-39	40-49	50-59	60-69	70-79	80 and Over
I approve of the decision to pause.	73%	71%	72%	70%	67%	53%
I could see us returning, but things are still too uncertain.	23%	19%	14%	21%	22%	39%
I wish we were already holding in-person services.	2%	6%	9%	6%	7%	3%
Not Sure	2%	2%	2%	2%	3%	3%
Other	0%	1%	3%	1%	1%	2%

About half, regardless of age group, say it may be quite a while before they return.

	30-39	40-49	50-59	60-69	70-79	80 and Over
I will return the first opportunity we have.	25%	12%	18%	15%	10%	9%
I will return at first opportunity, but with precautions.	3%	4%	7%	7%	4%	5%
I will wait several additional weeks.	15%	17%	21%	22%	21%	29%
It may be quite a while before I return.	51%	58%	47%	49%	55%	46%

Comparisons to Spring Returning To Church Survey

What is your age?

Church Database:

- Under 50: 32.1%
- 50-59: 16.8%
- 60 and Over: 51.1%

	Spring	Summer
Under 25	0.68%	0.70%
26-29	1.61%	1.39%
30-39	7.88%	7.89%
40-49	10.42%	10.75%
50-59	14.75%	16.47%
60-69	27.54%	26.84%
70-79	27.12%	27.38%
80 or Older	10.00%	8.58%

Takeaways:

- Under 50 is under represented by ~10% and Over 60 is over represented by ~10%.
- However, representation is very comparable between the Spring and Summer surveys allowing for good, direct comparisons to how sentiment and feelings have changed.

When do you predict you might feel comfortable attending in-person worship?

Spring

ANSWER CHOICES	RESPONSES	
Immediately	5.25%	68
June 2020	14.05%	182
July 2020	21.39%	277
August 2020	10.73%	139
September 2020	8.42%	109
October 2020	2.47%	32
November 2020	0.69%	9
December 2020	2.70%	35
Longer than one year from now	4.71%	61
Never	0.08%	1
Don't know	29.50%	382
TOTAL		1,295

Summer

ANSWER CHOICES	RESPONSES	
Immediately	5.25%	62
Sometime in August	5.59%	66
Not before Labor Day	17.46%	206
October	4.66%	55
November	4.07%	48
Not this calendar year	27.12%	320
Don't know	35.85%	423
TOTAL		1,180

Takeaways:

- While not exactly comparable given the most recent scale choices eliminated months that have passed, results suggest that members are getting more conservative in their feelings of coming back to church. 36% are unsure, and 30% say it will not be in this calendar year.

What precautions, do you expect our church to take for you to return to worship gatherings?

Spring

ANSWER CHOICES	RESPONSES	
Social distancing seating	78.33%	1,016
Greeters not shaking hands	83.35%	1,081
Masks required for attendees	57.05%	740
Bulletins not distribute by hand	62.07%	805
Communion not offered	51.89%	673
Nurseries and Children's classes not offered	16.42%	213
No passing items (offering plate, sign in attendance)	75.48%	979
One way entrances and exits to maintain social distancing	50.27%	652
No coffee or donuts offered	44.64%	579
Meet and greet without touching during service	75.64%	981
Don't know	8.25%	107
Other (please specify)	13.11%	170
Total Respondents: 1,297		

Summer

ANSWER CHOICES	RESPONSES	
Follow the Governor and CDC recommendation that gathering over 250 people maintain social distancing	68.08%	804
Provide hand sanitizer stations	70.36%	831
Require facemasks at all times when in the building	80.69%	953
Limit handouts of any kind (bulletins, etc.)	59.61%	704
Use a new method for distributing the Communion elements	67.49%	797
Use a new method for collecting the offering and taking attendance	67.82%	801
Require social distancing in worship seating	79.17%	935
Require social distancing as people move around the building	57.75%	682
Require social distancing in small group seating	52.07%	615
Prop doors open so people do not have to touch handles	59.53%	703
Set up one-way foot traffic entering and exiting the building	54.78%	647
Allow a longer period of time between worship service hours	51.06%	603
No coffee or doughnuts offered	54.11%	639
Have additional precautions in children's areas (may include temperature checks etc.)	40.73%	481
Don't know	6.10%	72
Other (please specify)	8.21%	97
Total Respondents: 1,181		

Takeaways:

- When presented with options, members choose the majority of them shown. Social distancing remains critical, along with eliminating the passing and sharing of any items. Comments from recent surveys also support that these items, along with mask wearing, are what people mention most frequently.

Beyond online worship services, which of the following have helped you feel connected to St. Luke’s while we are not able to meet in-person? Select all that apply.

Spring

ANSWER CHOICES	RESPONSES	
Pastor Rob’s Rev-elations	82.26%	1,062
Sunday morning Anchor Point	29.36%	379
My small group by video-conference or zoom	27.11%	350
Facebook posts and discussions	23.86%	308
Instagram posts	8.99%	116
Mobile Messages	55.00%	710
Contact with church staff	12.78%	165
Pastoral Care/counseling	1.55%	20
A phone call from staff or church members	25.95%	335
An email from staff or church member	17.35%	224
A postcard or letter from the church	4.73%	61
Opportunities to serve the community	15.41%	199
Don’t know	4.11%	53
Other (please specify)	8.83%	114
Total Respondents: 1,291		

Summer

ANSWER CHOICES	RESPONSES	
Pastor Rob’s Rev-elations	78.45%	921
Sunday morning Anchor Point	33.73%	396
Small groups/classes that meet online (via Zoom)	31.43%	369
Mobile Messages	57.24%	672
Facebook posts and discussions	23.51%	276
Instagram Posts	9.71%	114
Drive-thru Communion	10.22%	120
Contact with church staff	14.40%	169
Pastoral Care/Counseling	2.47%	29
A phone call from staff or church members	16.52%	194
An email from staff or church member	14.57%	171
A postcard or letter from the church	5.71%	67
Opportunities to serve the community	16.87%	198
Not sure	5.28%	62
Other (please specify)	6.47%	76
Total Respondents: 1,174		

Takeaways:

- Rev-elations remains the most preferred communication channel, followed by Mobile Messages.